

Guidelines for the Use of Different Models of N95 Respirators







Definition of fluid-resistant vs. non-fluid resistant

- A **fluid-resistant N95 respirator** is required in settings where blood and body fluid splash or spray are expected, such as in surgical/procedural environments.
- A **non-fluid resistant N95 respirator** may be used for patient care at all other times, including when caring for patients with known or suspected COVID infection, with the additional appropriate PPE. A full face shield must be worn with a non-fluid resistant N95 to provide adequate splash protection.

General guidelines for extended use and re-use of N95 respirators:

- **Required use:** If you are caring for patients with known or suspected COVID, discard your N95 at the end of your shift.
- **Optional use:** If you choose to wear an N95 for additional respiratory protection, you may reuse your N95 up to five shifts.

For additional use guidance and FAQs, see: <https://covid-19.dukehealth.org/documents/n95-use-clarification>

N95 Respirator Type (fluid resistant and non-fluid resistant)	Seal Check Instructions (perform with each use)	Approved Use
 <p>3M 1870+ N95 Surgical Respirator (FLUID RESISTANT)</p>	<p>https://covid-19.dukehealth.org/documents/3m-1870-plus-n95-seal-check-instructions</p>	<p>Approved for use in all environments</p>
 <p>Halyard N95 Surgical Respirator Sizes Small 46827 & Regular 46727 (FLUID RESISTANT)</p>	<p>https://covid-19.dukehealth.org/documents/halyard-n95-respirator-seal-check-instructions</p>	<p>Approved for use in all environments</p>
 <p>3M 1860/1860S N95 Surgical Respirator (FLUID RESISTANT)</p>	<p>https://covid-19.dukehealth.org/documents/n95-seal-check-instructions</p>	<p>Approved for use in all environments</p>
 <p>3M 9205+ N95 Non-Surgical Respirator (NON-FLUID RESISTANT) Requires a face shield to be worn over top if used in surgical/procedural environments</p>	<p>https://covid-19.dukehealth.org/documents/3m-9205-n95-non-surgical-respirator-seal-check-instructions</p>	<p>Approved for use outside of surgical/procedural environments</p>
 <p>3M 8210/8110S N95 Non-Surgical Respirator (NON-FLUID RESISTANT) Requires a face shield to be worn over top if used in surgical/procedural environments</p>	<p>https://covid-19.dukehealth.org/documents/3m-8210-8110s-3m-8511-n95-seal-check-instructions</p>	<p>Approved for use outside of surgical/procedural environments</p>
 <p>3M 8511 N95 Non-Surgical Respirator with Valve (NON-FLUID RESISTANT) ALWAYS requires a surgical mask over top for source control; requires a face shield to be worn over top if used in surgical/procedural environments</p>	<p>https://covid-19.dukehealth.org/documents/3m-8210-8110s-3m-8511-n95-seal-check-instructions</p>	<p>Approved for use in surgical/procedural environments, with a surgical mask over top (as per current periop use) NOT APPROVED for those returning to work within 10 days of positive COVID test</p>

Updated: 1/14/22